



STUDENT FEEDBACK REPORT

Academic Year: 2022-23

Prepared by



বিশ্ববিদ্যালয়

INTERNAL QUALITY ASSURANCE CELL
BAOSI BANIKANTA KAKATI COLLEGE
NAGAON, BARPETA-781311 (ASSAM)



1. Introduction:

Baosi Banikanta Kakati College is a premier institute of higher education in the district of Barpeta, Assam with a motto "Search for Talent and Its Nourishing". The institute always thrives for uplifting educational ambiance so that it can fulfil the aspiration of the students and in turn christening them as a team for the nation. In view of academic dynamics, the institution adopts feedback mechanism considering students, parents and staff of the institute and implements the necessary steps derived out of the feedback as policy input for the institution. This specific feedback report is based on the inputs from the students of both Arts and Science streams.

2. Objective:

The broad objective of feedback is to assess and improve the teaching and learning process, as well as other related aspects of the institution. The report is based on the feedback from the final year students covering the following aspects:

1. Relevance of the curriculum.
2. ICT in teaching-learning
3. Applicability of student-centric method.
4. Library as learning resources.
5. Administrative functioning in terms of ease and efficiency
6. Institutional facilities and infrastructure
7. Internal evaluation process.

3. Methodology and Sample Size:

To achieve the objectives, the present feedback mechanism devised a feedback form consisting both structured questions (in LIKERT scale) and unstructured (open-ended) questions covering the above aspects. All together 125 students of final semester was participated in the manual feedback process.

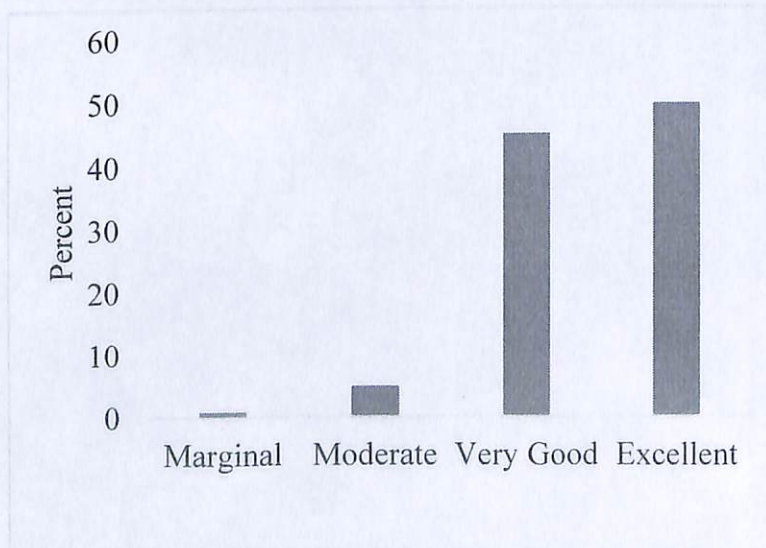
4. Results and Discussion

The inputs collected from the students are analysed through SPSS software. Since the collected data are based on LIKERT scale ranging from 1 to 5, the nature of data is either nominal or ordinal, and therefore, the present analysis adopts mean, mode and standard deviation as descriptive statistics. Besides, the results are also portrayed through bar chart, which are as follows:




Feedback Parameters	Descriptive Statistics		
	Mean	Mode	Std. Deviation
Relevance of the curriculum	3.43	4	0.627
Expected competencies on POCO	3.3	4	0.825
Teachers communication	4.78	5	0.468
Teachers approach to teaching	4.33	5	0.705
Use of ICT in TL	2.7	3	1.101
Student Centric Method	4.07	5	0.96
Multiple opportunity by institution to learn and grow	4.08	4	0.667
Internal evaluation	4.47	5	0.667
Encouragement to participate in extra-curricular activity	4.26	4	0.697
Existing facilities of the college	2.5	2	0.947
Available infrastructure for extra-curricular activity	3.12	3	0.758
Availability of library resources	3.06	3	0.83
Grievance redressal mechanism	3.11	3	0.795
Responsiveness to students issue by Office of the Principal	3.01	3	0.818
Support from non-teaching staff	3.55	4	1.286
Refreshment and recreational facilities in the college	3.02	4	0.884

Relevance of the curriculum in terms of employability, entrepreneurship and skill development:

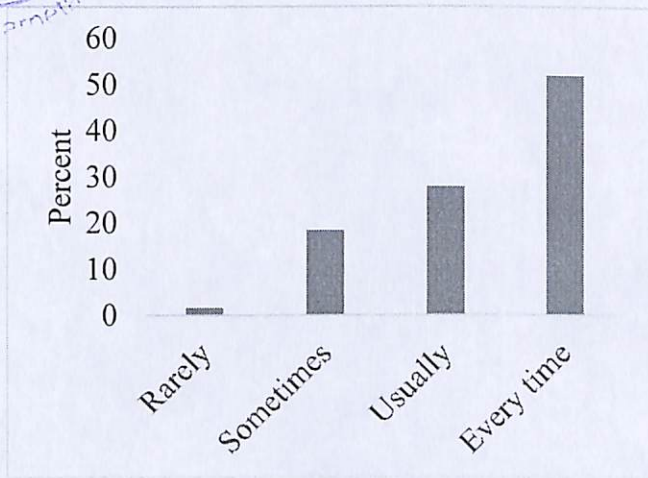


The college adheres to the curriculum provided by Gauhati University. Around half of the students consider the relevance of curriculum aspect to be excellent, closely followed by 49 percent who rate it as very good. The mean score for curriculum satisfaction is 3.43, with a standard deviation of 0.627. The

mode of responses from the majority of students highlights that they perceive the curriculum's relevance as excellent.

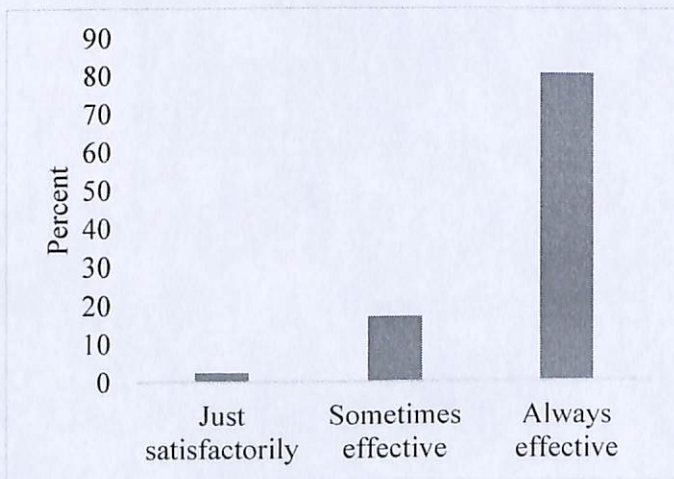


Teacher inform about expected competencies, programme outcome and course outcome



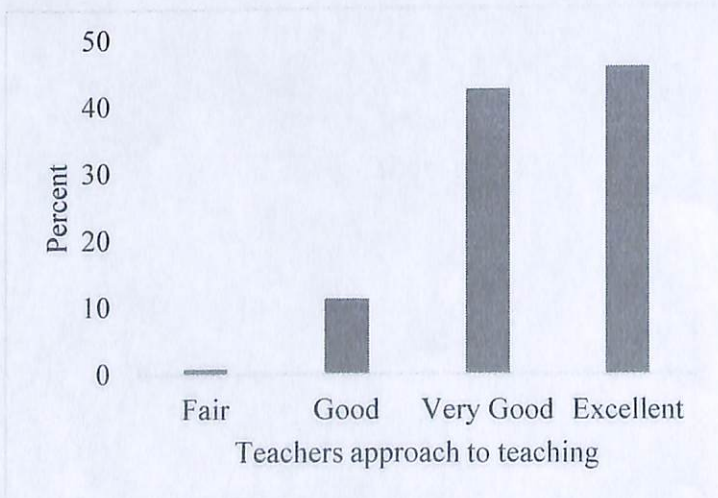
At the start of each academic session, the college's departments provide students with information about the expected program and course outcomes, as well as the potentialities in their respective subjects. According to feedback results, 52 percent of students believe that teachers consistently communicate this information to them, which is also evident in the modal value.

Teacher's communication



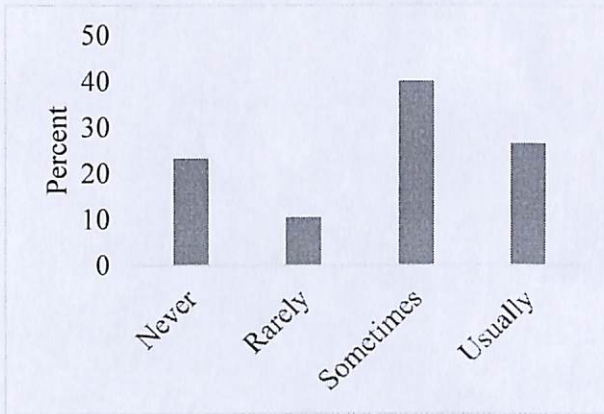
Approximately 81 percent of the respondent of the view that teachers always effectively communicate to the students.

Teachers approach to teaching



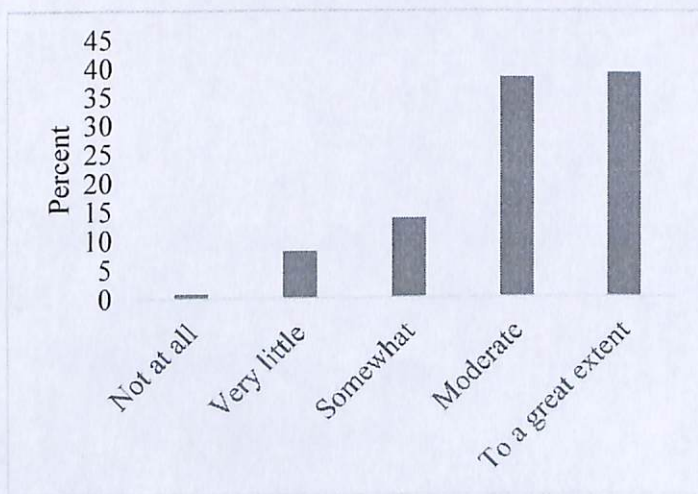
Approximately 46 percent of the students found teachers approach to teaching as excellent. The calculated mean score is 4.33 with standard deviation of 0.705.

Use of ICT in Teaching-learning



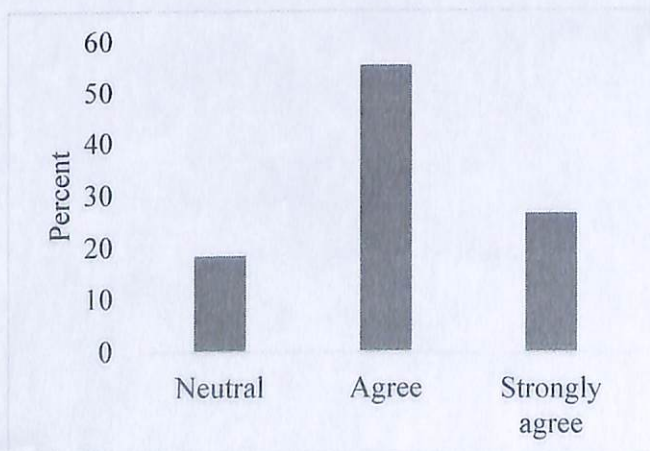
Approximately 40 percent of the respondents hold the perspective that teachers occasionally employ ICT tools in their teaching and learning practices, while about 25 percent believe that teachers typically make use of ICT tools in their instructional methods. Additionally, 23.2 percent of the students expressed the view that ICT is never employed in the realm of teaching and learning.

Student Centric Method



Student centric methods, such as experiential learning, participative learning and problem solving methodologies are used for enhancing learning experiences of students. Approximately 79 percent of the students rated student centric method in the range of moderate to “to a great extent”.

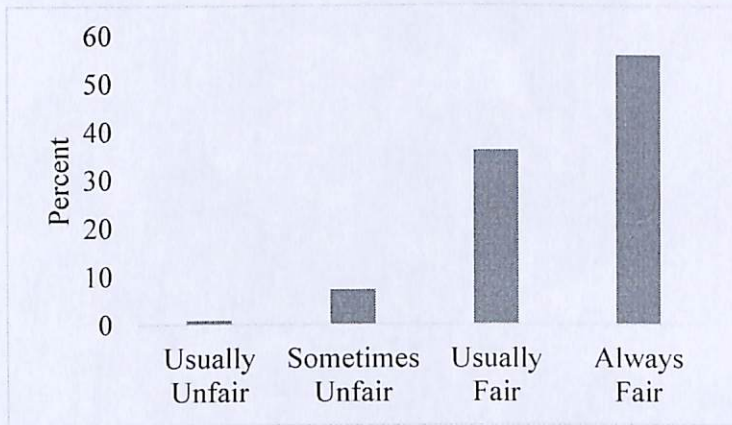
Multiple opportunity by institution to learn and grow



Majority of the students agreed that the institution provides multiple opportunities to learn and grow.

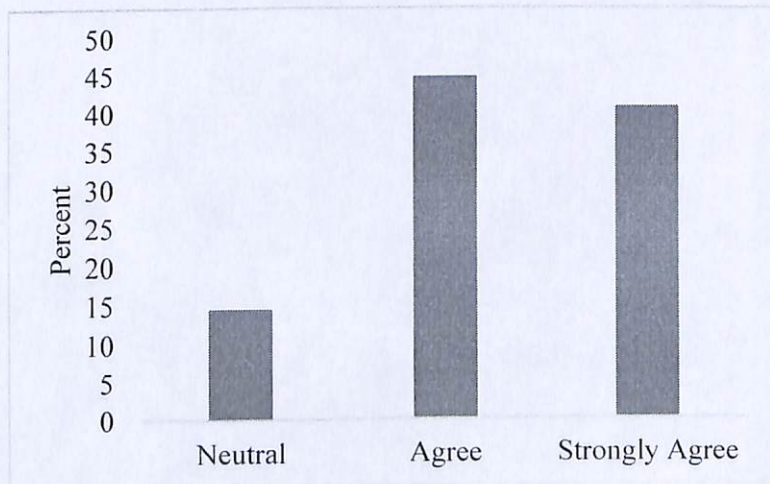


Internal evaluation



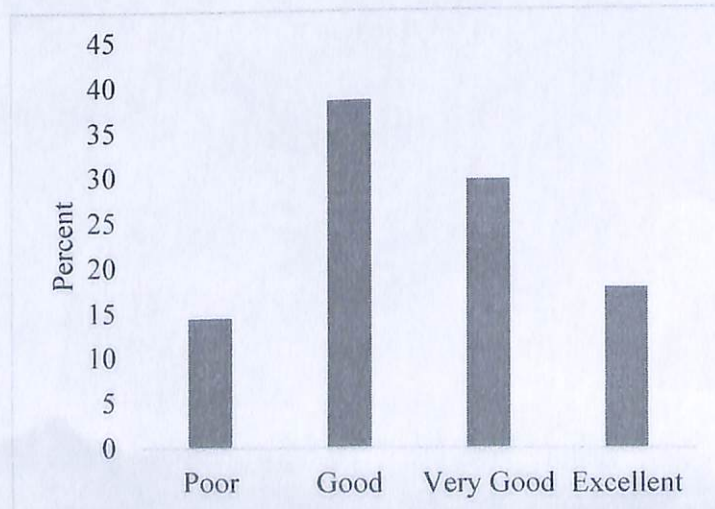
The internal evaluation of the college is always fair as rated by most of the students. The mean score is 4.447 with standard deviation of 0.667.

Encouragement to participate in extra-curricular activity



Altogether 85 percent of the students agreed that the teachers encourage students to participate in extra-curricular activity.

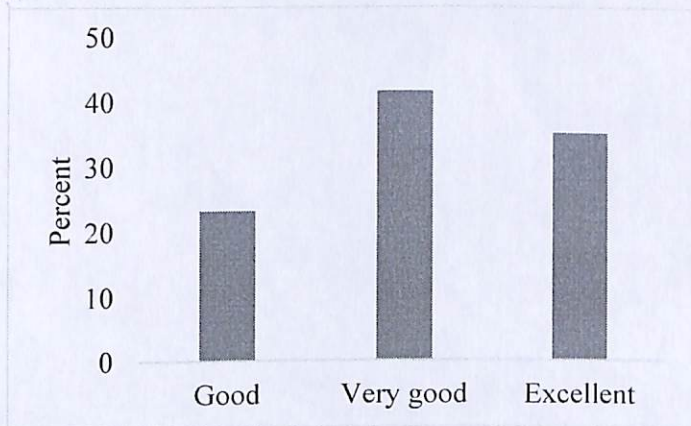
Existing facilities of the college



The college's existing facilities received mixed ratings from the students, with 38 percent considering them good, 30 percent rating them as very good, and 18 percent describing them as excellent, respectively.

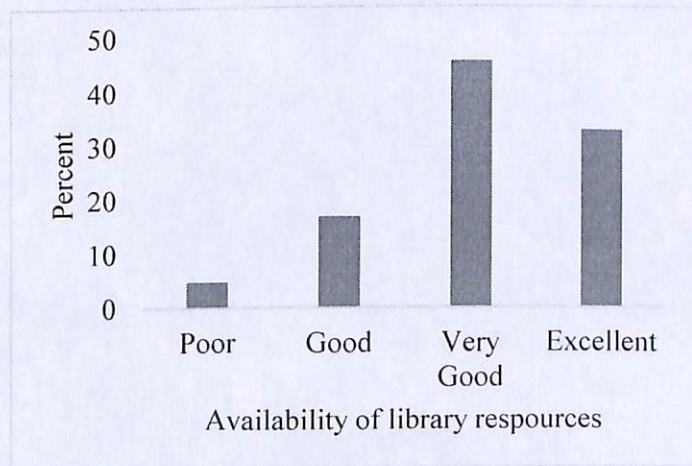


Available infrastructure for extra-curricular activity



Majority of the students of the view that the available infrastructure for extra-curricular activities is very good to excellent.

Availability of library resources



About 46 percent of the students believe that the college's library resources are very good. The mean score and mode for this variable are nearly identical

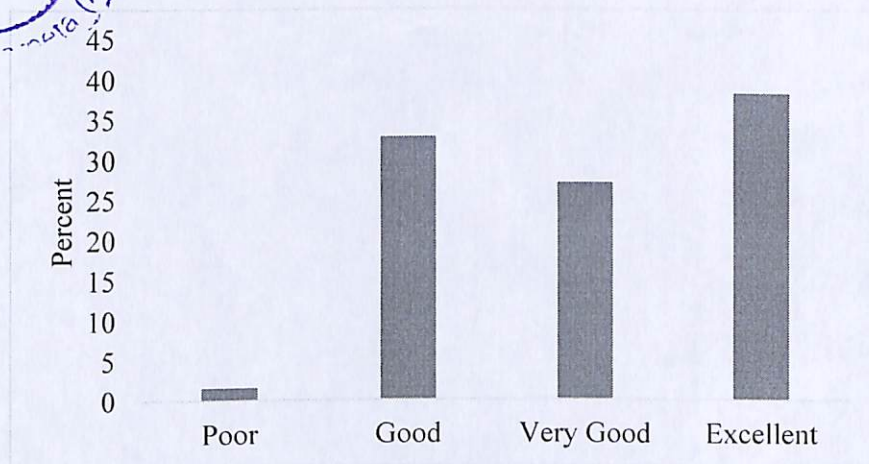
Grievance redressal mechanism



The grievance redressal mechanism of the college has received a rating of very good to excellent from 80 percent of the students.



Refreshment and recreational facilities in the college



The existing refreshment and recreational facilities in the college has received a rating of good to excellent from almost 98 percent of the students. Only 2 percent of the students viewed it as poor.

5. Summary of the results and implication:

- Approximately half of the students consider the relevance of curriculum aspect to be excellent, closely followed by 49 percent who rate it as very good.
- According to feedback result, 52 percent of students believe that teachers consistently provides information about the expected program and course outcomes, as well as the potentialities to students. The practice needs to be more strengthen for better attainment of programme and course outcome.
- Approximately 81 percent of the respondent of the view that teachers always effectively communicate to the students. A mechanism is required to communicate with all the students.
- Approximately 46 percent of the students found teachers approach to teaching as excellent. Although, the teaching-learning of the college has changed marginally, there is need of the time to integrate ICT in teaching-learning for better outcome.
- Approximately 40 percent of the respondents hold the perspective that teachers occasionally employ ICT tools in their teaching and learning practices, while about 25 percent believe that teachers typically make use of ICT tools in their instructional methods.
- Approximately 79 percent of the students rated student centric method in the range of moderate to “to a great extent”.
- Majority of the students agreed that the institution provides multiple opportunities to learn and grow.



- The internal evaluation of the college is always fair as rated by most of the students.
- Altogether 85 percent of the students agreed that the teachers encourage students to participate in extra-curricular activity.
- The college's existing facilities needs to enhance.
- Majority of the students of the view that the available infrastructure for extra-curricular activities is very good to excellent.
- Although 46 percent of the students believe that the college's library resources are very good, it needs to be increased.
- The grievance redressal mechanism of the college has received a rating of very good to excellent from 80 percent of the students. To achieve the objective of transparency and accessibility, the grievance redressal mechanism needs to be integrated online.
- The existing refreshment and recreational facilities in the college has received a rating of good to excellent from almost 98 percent of the students.

Principal
Bansi Banikanta Kakati College
Nagaon (Barpeta)